



MEDS12007 Medical Sonography Clinical Unit 1

Term 3 - 2022

Profile information current as at 17/07/2025 02:31 pm

All details in this unit profile for MEDS12007 have been officially approved by CQUniversity and represent a learning partnership between the University and you (our student). The information will not be changed unless absolutely necessary and any change will be clearly indicated by an approved correction included in the profile.

General Information

Overview

This clinical unit will provide you with opportunities to apply and integrate theoretical and practical knowledge, skills and professional behaviour in the clinical environment, independently and under the supervision of qualified professionals. The practical focus in this unit includes the completion of an ultrasound scan to a beginner level of competence. You will learn to analyse images and solve problems. Behavioural aspects of professional practice are emphasised and you are expected to critically reflect on your own performance and exhibit a high level of safe patient care. Critical appraisal of performance will enable you to develop your own patient care, professional, technical and analytical skills in a work setting.

Details

Career Level: *Undergraduate*

Unit Level: *Level 2*

Credit Points: 6

Student Contribution Band: 8

Fraction of Full-Time Student Load: 0.125

Pre-requisites or Co-requisites

MEDS12002 Abdominal Ultrasound Prerequisite And MEDS12003 Superficial Structures in Ultrasound Prerequisite And MEDS12001 Physics of Ultrasound Prerequisite And MEDS12004 Sonography Skills Development 1, which must have been successfully completed within the last twelve months. Should this time limit have elapsed the student must successfully complete a skills / clinical knowledge revision and assessment as determined by the discipline lead or designate. Prerequisite

Important note: Students enrolled in a subsequent unit who failed their pre-requisite unit, should drop the subsequent unit before the census date or within 10 working days of Fail grade notification. Students who do not drop the unit in this timeframe cannot later drop the unit without academic and financial liability. See details in the [Assessment Policy and Procedure \(Higher Education Coursework\)](#).

Offerings For Term 3 - 2022

- Mixed Mode

Attendance Requirements

All on-campus students are expected to attend scheduled classes – in some units, these classes are identified as a mandatory (pass/fail) component and attendance is compulsory. International students, on a student visa, must maintain a full time study load and meet both attendance and academic progress requirements in each study period (satisfactory attendance for International students is defined as maintaining at least an 80% attendance record).

Website

[This unit has a website, within the Moodle system, which is available two weeks before the start of term. It is important that you visit your Moodle site throughout the term. Please visit Moodle for more information.](#)

Class and Assessment Overview

Recommended Student Time Commitment

Each 6-credit Undergraduate unit at CQUniversity requires an overall time commitment of an average of 12.5 hours of study per week, making a total of 150 hours for the unit.

Class Timetable

[Regional Campuses](#)

Bundaberg, Cairns, Emerald, Gladstone, Mackay, Rockhampton, Townsville

[Metropolitan Campuses](#)

Adelaide, Brisbane, Melbourne, Perth, Sydney

Assessment Overview

1. **Portfolio**

Weighting: Pass/Fail

2. **Practical Assessment**

Weighting: Pass/Fail

3. **Practical Assessment**

Weighting: Pass/Fail

4. **Written Assessment**

Weighting: Pass/Fail

5. **Professional Practice Placement**

Weighting: Pass/Fail

Assessment Grading

This is a pass/fail (non-graded) unit. To pass the unit, you must pass all of the individual assessment tasks shown in the table above.

CQUniversity Policies

All University policies are available on the [CQUniversity Policy site](#).

You may wish to view these policies:

- Grades and Results Policy
- Assessment Policy and Procedure (Higher Education Coursework)
- Review of Grade Procedure
- Student Academic Integrity Policy and Procedure
- Monitoring Academic Progress (MAP) Policy and Procedure – Domestic Students
- Monitoring Academic Progress (MAP) Policy and Procedure – International Students
- Student Refund and Credit Balance Policy and Procedure
- Student Feedback – Compliments and Complaints Policy and Procedure
- Information and Communications Technology Acceptable Use Policy and Procedure

This list is not an exhaustive list of all University policies. The full list of University policies are available on the [CQUniversity Policy site](#).

Previous Student Feedback

Feedback, Recommendations and Responses

Every unit is reviewed for enhancement each year. At the most recent review, the following staff and student feedback items were identified and recommendations were made.

Feedback from SUTE

Feedback

Students required clarification for the requirements of uploading the lab attendance assessment which has an Excel spreadsheet and pdf documents.

Recommendation

Consider providing explicit instructions for the lab attendance assessment in Moodle.

Feedback from Unit Coordinator reflection

Feedback

In previous years the peer presentations within the tutorials were received well, however, due to impacts of lockdowns, this was not able to be a feature of the unit this delivery.

Recommendation

Consider reintroducing discussions of cases and difficult scenarios that students encountered within their placement as this would be a valuable learning and engagement tool

Feedback from Unit Coordinator reflection

Feedback

Marking rubric for the clinical decision-making assessment could still benefit from adjustments.

Recommendation

Consider adjustment to the rubric in regards to the description for each section.

Feedback from Unit Coordinator reflection and student feedback.

Feedback

Pre-clinical days to prepare for placement were very well received by students.

Recommendation

Continue with pre-clinical days before placement commences.

Unit Learning Outcomes

On successful completion of this unit, you will be able to:

1. Perform sonographic examination under supervision at a beginner-level of competency.
2. Differentiate sonographic appearances and explain sonographic findings to solve straightforward diagnostic problems.
3. Behave professionally using appropriate interpersonal skills relevant to sonographic practice in accordance with CQUniversity graduate attributes and the Australian Sonographer Accreditation Registry requirements.
4. Critically reflect upon your sonographic knowledge, technical skill, professionalism, teamwork, communication skills and safe clinical practice.

Australasian Competency Standards for Entry Level Sonographers

Unit 1 - 5

Unit 6, 7 and 12

Alignment of Learning Outcomes, Assessment and Graduate Attributes



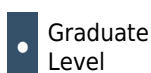
N/A
Level



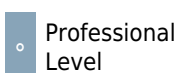
Introductory
Level



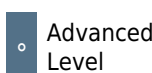
Intermediate
Level



Graduate
Level



Professional
Level



Advanced
Level

Alignment of Assessment Tasks to Learning Outcomes

Assessment Tasks	Learning Outcomes			
	1	2	3	4
1 - Practical Assessment - 0%	•	•		
2 - Practical Assessment - 0%			•	
3 - Portfolio - 0%	•			
4 - Written Assessment - 0%		•		•
5 - Professional Practice Placement - 0%			•	

Alignment of Graduate Attributes to Learning Outcomes

Graduate Attributes	Learning Outcomes			
	1	2	3	4
1 - Communication	•	•	•	•
2 - Problem Solving	•	•	•	•
3 - Critical Thinking	•	•	•	•
4 - Information Literacy		•	•	•
5 - Team Work				•
6 - Information Technology Competence	•	•	•	•
7 - Cross Cultural Competence	•		•	•
8 - Ethical practice	•		•	•
9 - Social Innovation				
10 - Aboriginal and Torres Strait Islander Cultures				

Alignment of Assessment Tasks to Graduate Attributes

Assessment Tasks	Graduate Attributes									
	1	2	3	4	5	6	7	8	9	10
1 - Practical Assessment - 0%	•	•	•			•	•	•		
2 - Practical Assessment - 0%	•	•	•	•	•	•	•	•		
3 - Portfolio - 0%	•					•				

Assessment Tasks	Graduate Attributes									
	1	2	3	4	5	6	7	8	9	10
4 - Written Assessment - 0%	•	•	•	•	•	•	•	•		
5 - Professional Practice Placement - 0%	•				•			•		

Textbooks and Resources

Textbooks

There are no required textbooks.

IT Resources

You will need access to the following IT resources:

- CQUniversity Student Email
- Internet
- Unit Website (Moodle)

Referencing Style

All submissions for this unit must use the referencing style: [Vancouver](#)
For further information, see the Assessment Tasks.

Teaching Contacts

Antony Egan Unit Coordinator
a.egan@cqu.edu.au

Schedule

Infection Control, Pre-Clinical Lab Days and Clinical Induction Moodle Quiz - 31 Oct 2022

Module/Topic	Chapter	Events and Submissions/Topic
Recommended revision of knowledge and skills related to infection control.		Please refer to Moodle for detailed assessment due dates and tutorial information. This clinical unit occurs outside of standard University term dates as clinical placement will take place during this unit of study. Pre-clinical placement lab days to simulate what life will be like on placement. Complete a mandatory clinical placement induction quiz on Moodle.
1. Revise appropriate infection control techniques and requirements for an ultrasound setting.		
2. How does Covid-19 affect an ultrasound department?		

Abdomen Revision: Aorta, Abdominal Vascular Structures and Pancreas - 14 Nov 2022

Module/Topic	Chapter	Events and Submissions/Topic
--------------	---------	------------------------------

Recommended revision of knowledge and skills related to sonography of the upper abdomen.

Revise Upper Abdominal Ultrasound - Aorta and Pancreas from MEDS12002, MEDS12004 and relevant anatomy from Moodle and textbooks.

Abdomen Revision: Gallbladder and Biliary System - 21 Nov 2022

Module/Topic	Chapter	Events and Submissions/Topic
Recommended revision of knowledge and skills related to sonography of upper abdomen.		
Revise Upper Abdominal Ultrasound - Gallbladder and Biliary System from MEDS12002, MEDS12004 and relevant anatomy from Moodle and textbooks.		Tutorial 24/11 at 8pm AEDT.

Abdomen Revision: Liver and Spleen - 28 Nov 2022

Module/Topic	Chapter	Events and Submissions/Topic
Recommended revision of knowledge and skills related to sonography of upper abdomen.		
Revise Upper Abdominal Ultrasound - Liver and Spleen from MEDS12002, MEDS12004 and relevant anatomy from Moodle and textbooks.		

Female Pelvis Revision - 05 Dec 2022

Module/Topic	Chapter	Events and Submissions/Topic
Recommended revision of knowledge and skills related to sonography of female pelvis.		
Revise Female Pelvis - Uterus and Ovaries from MEDS12006, MEDS12004 and relevant anatomy from Moodle and textbooks.		Tutorial 8/12 at 8pm AEDT.

Abdomen Revision: Urinary Tract - 12 Dec 2022

Module/Topic	Chapter	Events and Submissions/Topic
Recommended revision of knowledge and skills related to sonography of upper abdomen.		
Revise Upper Abdominal Ultrasound - Kidneys and Urinary Tract System from MEDS12002, MEDS12004 and relevant anatomy from Moodle and textbooks.		Tutorial 15/12 at 8pm AEDT.

Thyroid Revision - 02 Jan 2023

Module/Topic	Chapter	Events and Submissions/Topic
Recommended revision of knowledge and skills related to sonography of the thyroid.		Please refer to Moodle for detailed assessment due dates and tutorial information. This clinical unit occurs outside of standard University term dates as clinical placement will take place during this unit of study.
Revise ultrasound of the thyroid and neck from MEDS12003 and relevant anatomy from Moodle and textbooks.		Tutorial 5/1 at 8pm AEDT.

Female Pelvis Revision - 09 Jan 2023

Module/Topic	Chapter	Events and Submissions/Topic
--------------	---------	------------------------------

Recommended revision of knowledge and skills related to sonography of female pelvis.

Revise Female Pelvis - Uterus and Ovaries from MEDS12006, MEDS12004 and relevant anatomy from Moodle and textbooks.

Scrotum and Breast Revision - 16 Jan 2023

Module/Topic	Chapter	Events and Submissions/Topic
Recommended revision of knowledge and skills related to sonography of the scrotum and breast.		
Revise ultrasound of the scrotum and breast from MEDS12003 and relevant anatomy from Moodle and textbooks.		Tutorial 19/1 at 8pm AEDT.

Clinical Decision Making - 23 Jan 2023

Module/Topic	Chapter	Events and Submissions/Topic
--------------	---------	------------------------------

Final Week - 30 Jan 2023

Module/Topic	Chapter	Events and Submissions/Topic
		Tutorial 2/2 at 8pm AEDT.

Term Specific Information

The unit coordinator for this unit is Antony Egan, and he can be contacted via email a.egan@cqu.edu.au or phone 03 9616 0514. It is important to check the Moodle unit forums and your student email regularly to receive updates about the unit sent from the unit coordinator.

The clinical placement team are an integral part of this unit as they coordinate placement allocations for this course. They are Julie Cahill (Brisbane), Ovini Wanigasekera (Perth), Gina Zhang (Sydney) and the Work Integrated Learning (WIL) officer Vanessa Henderson. The clinical placement team contact details are on the unit Moodle site.

This clinical unit builds on the sonographic knowledge, skills and attributes developed during MEDS12002, MEDS12003, MEDS12004 and MEDS12006.

You will be required to engage in medical diagnostic ultrasound examinations to begin progress towards the standards of the 'Australasian Sonographers Association Competency Guidelines for Graduate Entry-Level Sonographer'.

You will evaluate findings to formulate a differential diagnosis and suggest further investigations where appropriate.

You will engage with your clinical supervisor in a critical appraisal with regards to professional behaviour, applying appropriate professional and interpersonal skills to sonographer practice in accordance with Central Queensland University graduate attributes and requirements for external professional accreditation by Australian Sonographers Accreditation Registry.

There are no specified texts for this unit however, you are expected to revise previous unit content related to abdominal ultrasound, obstetrics/gynaecological ultrasound and ultrasound of small parts to enhance your knowledge and understanding during this clinical unit.

There will be pre-clinical preparation sessions. Please see Moodle for details.

You will be required to attend a 5 week clinical placement block, with a minimum requirement of 200 hours which can include the simulation based clinical placement. This unit, and associated placement, extends beyond the standard University term dates. The placement allocation and dates may be subject to change depending on the Covid-19 situation.

You will be allocated a specific clinical facility (or facilities) to attend for the duration of your placement and you must attend the allocated clinical placement for the entirety of each working day. Please note if a public holiday happens to fall during your clinical placement, this can be entered as 8 hours on your clinical attendance form and counted as a full day of placement. Please be aware that any absences MUST be reported to the site supervisor and the UC as soon as possible. Medical certificates are required for any sick leave taken. Any hours lost due to absences (other than Public Holidays) must be made up.

If there have been changes to placement end dates and hence there is a requirement to have an extension for assessments, please advise the unit coordinator.

Students will require regular internet access, word processing and document scanning technology to complete assessment requirements. Most clinical sites do not provide computer and internet access hence, it is your responsibility to provide all the required tools to complete assessments.

Please note this important information from the University Assessment of Coursework Procedures 4.36. "This is a non-graded (pass/fail) course and all coursework must be submitted by the due date, as there is no opportunity to apply for a 5% penalty due to the pass/fail nature of the assessment tasks. Any student who fails any assessment in a pass/fail subject component will be deemed to have failed that subject.

This unit is designed to compliment and run concurrently to your clinical placement. Please note that the timeline of this unit may not align perfectly with the academic calendar. The unit will align more accurately with the placement calendar for those on conventional placement dates. There will be many students on unconventional placement dates and the due dates will be adjusted accordingly. Please note that we will be running pre-clinical placement practical days on campus before the official start date of the trimester - details applicable to your campus can be found on Moodle.

The minimum required hours for CG91 are 2000. This is a minimum not a maximum and some students may require longer clinical placement hours to reach graduate level competency. Students may accumulate hours outside of the official clinical placement blocks. Any hours must be documented on an 'outside clinical placement' document available on the Moodle unit site. These hours are supernumerary to the minimum required and can only be submitted in circumstances where there is an unexpected shortfall of clinical placement hours because of exceptional circumstances. Submission and acceptance of hours is at the discretion of the UC and the Head of Course. You must be either employed by the clinical site or engaged in a learning capacity which means you are supernumerary to the workplace requirements.

Please note: All hours must be verified (signed) by an ASAR accredited sonographer, radiologist, sonologist, obstetrician, vascular surgeon or physician with appropriate ultrasound qualifications. Details of either your insurance, or employment, must be entered onto the outside clinical placement attendance form.

Assessment Tasks

1 Clinical Placement Checklist

Assessment Type

Portfolio

Task Description

The placement checklist ensures that the objectives and parameters of placement are understood by the student and clinical supervisor.

Assessment Due Date

The completed checklist form must be uploaded by online submission through Moodle by Friday 5pm AEST after your first week of placement. Any students whose clinical placement dates have been negotiated to extend beyond these due dates will need to communicate with the unit coordinator.

Return Date to Students

Weighting

Pass/Fail

Assessment Criteria

To pass this assessment you need to communicate effectively with your supervisor that during the placement you need to complete a practical assessment, global assessment of professional attributes (GAPA) at mid and end point of placement and clinical logbook/attendance form. You will need to have your supervisor read through applicable documents and sign off your checklist to confirm that they will be your supervisor.

Referencing Style

- [Vancouver](#)

Submission

Online

Submission Instructions

Online submission of the completed form via Moodle. This is a pass/fail assessment item. You must pass this assessment to pass the unit.

Learning Outcomes Assessed

- Perform sonographic examination under supervision at a beginner-level of competency.

Graduate Attributes

- Communication
- Information Technology Competence

2 Practical Assessment

Assessment Type

Practical Assessment

Task Description

PRACTICAL ASSESSMENT

A key part of being a sonographer is your ability to perform a sonographic examination. In your MEDS12004 unit, you demonstrated advanced beginner level in your Sonographic Skills Development 1 assessment on normal volunteers. In this unit, you are required to achieve a **beginner level** of competence on your first placement in a clinical setting, with the emphasis on patient care and team work.

Assessment Task:

In consultation with your clinical supervisor, you will pick **ONE** of the following examinations:

- Abdominal
- Renal
- Female pelvis (TA and/or TV)
- Thyroid

Discuss the best time to complete this practical assessment with your clinical supervisor. For this task, you will be assessed on your ability to interact and communicate with the patient and multidisciplinary team for the ultrasound examination. You will attempt to perform a portion of the ultrasound examination under the guidance of your supervisor. This task will be assessed using the marking guidelines and scoring sheet criterion. This document is available on the unit Moodle site and is outlined in the practical assessment clinical document form. A copy of your practical assessment form has been emailed to your clinical site but it is advisable for you to provide a printed copy to your clinical supervisor

at commencement of your placement and/or on the day of the assessment.

If you do not meet the required standard on your first attempt, you must seek detailed feedback from your assessor so you can develop a strategy to improve your performance. You should share your plan for improvement with your assessor. You may then re-attempt this assessment once and must achieve the required level. Your clinical supervisor must complete and sign the assessment form before you submit it through the assessment block in the unit Moodle site.

Assessment Due Date

Practical Assessment: The completed assessment form must be uploaded by online submission through Moodle by Monday 5pm AEST after the last day of the placement block. Any students whose clinical placement dates have been negotiated to extend beyond these due dates will need to communicate with the unit coordinator.

Return Date to Students

Weighting

Pass/Fail

Minimum mark or grade

50%

Assessment Criteria

The assessment criteria will address the following areas:

- Knowledge of instrumentation including optimisation of survey and images through appropriate selection of parameters and technique
- Interrogation of anatomy and acquisition of relevant images to demonstrate diagnostic sufficiency and completeness of the information obtained
- Recognition and understanding of the relevant anatomy and pathology demonstrated
- Ability to recognise the need to and extend the clinical examination where appropriate
- Accurate documentation and communication of findings
- Occupational health and safety
- Infection control

Referencing Style

- [Vancouver](#)

Submission

Online

Learning Outcomes Assessed

- Perform sonographic examination under supervision at a beginner-level of competency.
- Differentiate sonographic appearances and explain sonographic findings to solve straightforward diagnostic problems.

Graduate Attributes

- Communication
- Problem Solving
- Critical Thinking
- Information Technology Competence
- Cross Cultural Competence
- Ethical practice

3 Clinical Attendance and Case Log

Assessment Type

Practical Assessment

Task Description

Throughout your placement block, you are expected to adhere closely to the attendance requirements arranged with your clinical supervisor.

Assessment Task:

It is expected that you attend 100% of the 5 week clinical placement to achieve a pass in this assessment.

The placement allocations and dates may be subject to change depending on the Covid-19 situation. All hours worked must be entered into the clinical attendance form. This form must be verified and signed by the clinical supervisor, or a sonographer/radiologist, or by an obstetrician, vascular surgeon or physician that has undertaken appropriate ultrasound

qualifications.

A copy of the form has been emailed to the clinical site. Please also print this form and read it carefully to understand the criteria of the requirements throughout the clinical placement.

Public holidays are included as hours worked and can be logged as 8 hours worked for each public holiday. **At any instance you are unable to attend placement, you must supply a verifiable supporting document indicating why you have not attended.** Both the clinical supervisor and the unit coordinator must be informed of any absences from your clinical placement and **must be made up** after negotiation with the clinical site. A medical certificate or supporting documentation must be supplied as per the Clinical Handbook.

For this clinical placement, you are required to record all ultrasound examinations you have either **completed, partially performed or observed**. The clinical logbook serves as a record of depth and breadth of experience attained during the placement. It shows your skill development within and across examination types.

Each case will be categorised into one of the following areas:

- Abdomen
- Renal
- Superficial structures (thyroid, testes, lumps etc)
- Breast
- Obstetrics (first, second and third trimester) & Gynaecology
- Vascular (carotid, DVT and other)
- Musculoskeletal

Each week the logbook must be signed by the clinical site supervisor, radiologist or a sonographer delegated by the clinical supervisor.

Assessment Due Date

The completed assessment form must be uploaded by online submission through Moodle by Monday 5pm AEST after the last day of the placement block. Any students whose clinical placement dates have been negotiated to extend beyond these due dates will need to communicate with the unit coordinator.

Return Date to Students

Weighting

Pass/Fail

Minimum mark or grade

The passing requirement for this assessment is 176 hours of clinical placement attendance and logging a minimum of 5 scans in any one of the logbook categories.

Assessment Criteria

To pass this assessment you must have a minimum of 176 hours of attendance documented on the clinical attendance form. This is required to be uploaded on the Moodle assessments section.

You will pass this assessment once you have logged a minimum of 5 scans in any one of the logbook categories (abdominal, renal, female pelvis TA and/or TV or thyroid) by the end of the placement. Detailed instructions will be provided on Moodle. If students are unable to log the minimum of 5 scans on any of the categories listed above (due to specialist clinical placement), continue to record and log studies (following clinical logbook instructions) and contact the unit coordinator to discuss further options.

Referencing Style

- [Vancouver](#)

Submission

Online

Learning Outcomes Assessed

- Behave professionally using appropriate interpersonal skills relevant to sonographic practice in accordance with CQUniversity graduate attributes and the Australian Sonographer Accreditation Registry requirements.

Graduate Attributes

- Communication
- Problem Solving
- Critical Thinking
- Information Literacy
- Team Work
- Information Technology Competence
- Cross Cultural Competence

- Ethical practice

4 Written Assessment- Clinical Decision Making

Assessment Type

Written Assessment

Task Description

You are about to enter the clinical environment for your first clinical placement to continue your preparation for your future as a sonographer. Qualified sonographers use experiential and knowledge-based clinical intuition to assist in making clinical decisions. This helps them decide things such as what questions to ask during history taking, where to focus their scan, how to extend the scan, what images to record and what to highlight in their report. You are going to begin the process of developing this clinical decision making capacity in this assessment.

Kerry Thoires and Jenny Sims, two well-respected educators in imaging, have adapted a clinical decision-making framework to support student sonographers to develop clinical decision making skills and structure clinical learning. This assessment requires you to complete a clinical case report on an ultrasound examination that you have either performed, or taken part in, while undertaking this clinical unit. You are going to produce a clinical case report in the style described by Thoires and Sims in their published article 'Using a clinical decision-making framework to foster sonographer student learning in the clinical setting'. Using this framework will give you a chance to appraise your professional performance including sonographic knowledge, technical skill, professionalism, teamwork, communication skills and safe clinical practice to identify goals for continuing professional development.

The following section will detail the template outline for the clinical case report.

Task

Using the headings below fill out details of a scan. It will be structured to include five components:

- Information gathering around the patient presentation;
- Hypothesis generation - the making of a tentative diagnosis based on the information gained in the previous component;
- Sonographic assessment to gather further information;
- The combination and cognitive synthesis of previous components to make a sonographic diagnosis; and
- Reflection and consolidation of learning from the case.

The full article is included on the unit Moodle site for you to read and refer to.

Assessment Due Date

The complete practical assessment form must be uploaded by online submission through Moodle. You need to submit this assessment on Friday 5pm AEST of the week after you completed placement. Any student whose clinical placement date have been negotiated to extend beyond these due dates will be eligible to apply for an extension via the Moodle extension request.

Return Date to Students

Weighting

Pass/Fail

Assessment Criteria

- Ability to recognise pathology and normal findings
- Discuss clinical associations
- Provide possible diagnosis and differential diagnosis to demonstrate problem-solving
- Critically reflect on your images to assess sonographic knowledge and technical skills
- Provide examples of professionalism, communication skills and team working ability to demonstrate critical thinking
- Referencing

Students must meet the 'requirements met' score in all areas of the marking rubric. In the event that the first submission does not meet minimum requirements as per the rubric, students will be provided with feedback and guidance by the unit coordinator. Furthermore, the students will then have an opportunity to revise and resubmit the report within one week of receiving feedback.

Referencing Style

- [Vancouver](#)

Submission

Online

Submission Instructions

Online submission of the completed form via Moodle. This is a pass/fail assessment item. You must pass this assessment to pass the unit.

Learning Outcomes Assessed

- Differentiate sonographic appearances and explain sonographic findings to solve straightforward diagnostic problems.
- Critically reflect upon your sonographic knowledge, technical skill, professionalism, teamwork, communication skills and safe clinical practice.

Graduate Attributes

- Communication
- Problem Solving
- Critical Thinking
- Information Literacy
- Team Work
- Information Technology Competence
- Cross Cultural Competence
- Ethical practice

5 Global Assessment of Professional Attributes

Assessment Type

Professional Practice Placement

Task Description

Clinical placement occurs in the professional workplace. As a sonography student, you are provided access to that workplace on the condition that you can demonstrate the behaviour and attributes of a healthcare professional and, present a positive image to the clinical facility's staff and patients. As a student in the medical sonography profession you are required to comply with the Code of Conduct for Medical Sonographers.

Clinical sites mention professional behaviour, particularly teamwork and empathy, as paramount in their decision to employ a sonographer. This assessment considers your ability to communicate professionally with a diverse cultural audience of patients, staff and the general public, demonstrate professional respect for all and function as a reliable, well-organised member of the healthcare team.

The allocated clinical supervisor or delegate will be working in the sonography area, directly observing your day-to-day performance. These observations and collected feedback are related to your demonstrated knowledge, skills and behaviours over a span of time, and not limited to a particular scan type or patient case. The observations and feedback are then used to complete the Global Assessment of Professional Attributes (GAPA) form provided.

A GAPA must be completed at the mid point and at the end of your placement. The mid GAPA should be completed by the Friday of your 3rd week of placement and your supervisor should email this directly to the Unit Coordinator. You also need to upload a copy to Moodle by 8pm (local time to you) on the Friday of your 3rd week. Your end GAPA should be completed in your final days of placement and you must upload this to Moodle by 5pm AEST on the Monday after completing your placement (there is no need for your supervisor to email the end GAPA).

There are three main sections to the GAPA form:

- Section 1: Applied Knowledge
- Section 2: Psychomotor Skills (scanning skills) and Standard of Work
- Section 3: Professionalism

In each section, there are multiple observable behaviours that you are required to demonstrate throughout placement. The assessor will score your performance based on how frequently and to what extent you demonstrate each of the listed behaviours. The assessor is also encouraged to provide comments to expand on the scoring feedback.

The GAPA form (including marking criteria) are available in the assessment block on Moodle. A copy has been emailed to your clinical site but it is advisable to provide a printed copy to your clinical supervisor at the commencement of your placement. Please print this form and read it carefully to understand the criteria your professional behavior will be evaluated on.

The clinical supervisor (or designated assessor) will meet you after completing each assessment to discuss it in detail. This discussion is your opportunity to get clarification on any score or comment on the assessment. You should also write down a brief summary of the discussion. Further, you need to ensure that each complete assessment form has all required documentation, including the name, dated signature and registration number of the allocated assessor. The supervisor will provide you a copy of the completed assessment form and you will then scan it and upload the file onto Moodle.

It is your responsibility to ensure that the clinical supervisor is reminded at least 3 days prior to the assessment that it needs to be done, and book a meeting with them toward the end of the week that the assessment is due. This gives the

supervisor the opportunity to collect feedback and to designate an alternate assessor if they will not be available. If there are extenuating circumstances at the clinical facility that prevent you from being assessed during the required week, you must contact the unit coordinator that week at the latest. This will require obtaining approval for an assessment extension.

It is your responsibility to ensure you have regular access to the technology needed to upload your assessment by the submission due dates. In the absence of an approved assessment extension, if you have not met all the requirements listed in the Assessment Criteria section by the stated due dates, you will fail this assessment and fail this subject.

On the occasion that clinical sites inform us of student behaviours which either compromise the reputation of the site and/or University, or compromise patient/staff safety and/or wellbeing, then the placement allocation will be cancelled due to the nature of the incident. Students will then need to discuss this further with the unit coordinator and the Head of Course. This may result in student behavioural misconduct procedures in line with the Central Queensland University Student Behavioural Misconduct Procedure.

Assessment Due Date

This assessment must be completed and uploaded by Monday 5pm AEST after the week of the end of your placement. Any students whose clinical placement dates have been negotiated extend beyond these due dates will be eligible to apply for an extension via Moodle.

Return Date to Students

Weighting

Pass/Fail

Assessment Criteria

The criteria for this assessment is detailed on the GAPA form in the form of required behaviours and attributes. The assessor will use the stated limited to level 3 scale to indicate the frequency and extent to which you demonstrate each of those. The required behaviours and attributes are grouped in 3 sections, each with their own minimum required scores.

For Section 1: Applied Knowledge:

- The student must achieve level 1 or above in all areas.

For Section 2: Psychomotor Skills (scanning skills) and Standard of Work:

- The student must achieve level 1 or above in all areas.

For Section 3, Professionalism:

- The student must achieve level 1 or above in all areas.

In order to achieve an overall grade of 'Pass' in this assessment task, you must:

- Undergo end-of-placement assessments by the due dates listed
- Meet the minimum required scores in all three sections
- Ensure the documentation of each assessment is complete
- Upload each completed assessment form and submit on Moodle

If the minimum required scores in the GAPA are not met, the student will be regarded as a 'Student At Risk'. The unit coordinator will contact the student to advise the risk of failing MEDS12007 and provide formative feedback. The student must respond to this email that they understand the implications of this information, and provide details of their plans for immediate improvement.

Occasionally a student's behaviour is beyond acceptable risk to clinical sites. Clinical supervisors will contact CQUniversity academics immediately if an incident occurs. A GAPA assessment is requested at this time (which can be at any time during your placement). If the outcome of this GAPA is unsatisfactory, and/or the site feedback indicates that they can no longer host the student due to the risk incurred, then this one GAPA alone, or site refusal to host, will constitute a fail for MEDS12007. Where such risk exists, the student's placement will terminate immediately. It is difficult to place such students in the clinical environment further and their continued progress within the sonography course may be at risk.

Referencing Style

- [Vancouver](#)

Submission

Online

Submission Instructions

Online submission of the completed form via Moodle.

Learning Outcomes Assessed

- Behave professionally using appropriate interpersonal skills relevant to sonographic practice in accordance with CQUniversity graduate attributes and the Australian Sonographer Accreditation Registry requirements.

Graduate Attributes

- Communication
- Team Work
- Ethical practice

Academic Integrity Statement

As a CQUniversity student you are expected to act honestly in all aspects of your academic work.

Any assessable work undertaken or submitted for review or assessment must be your own work. Assessable work is any type of work you do to meet the assessment requirements in the unit, including draft work submitted for review and feedback and final work to be assessed.

When you use the ideas, words or data of others in your assessment, you must thoroughly and clearly acknowledge the source of this information by using the correct referencing style for your unit. Using others' work without proper acknowledgement may be considered a form of intellectual dishonesty.

Participating honestly, respectfully, responsibly, and fairly in your university study ensures the CQUniversity qualification you earn will be valued as a true indication of your individual academic achievement and will continue to receive the respect and recognition it deserves.

As a student, you are responsible for reading and following CQUniversity's policies, including the [Student Academic Integrity Policy and Procedure](#). This policy sets out CQUniversity's expectations of you to act with integrity, examples of academic integrity breaches to avoid, the processes used to address alleged breaches of academic integrity, and potential penalties.

What is a breach of academic integrity?

A breach of academic integrity includes but is not limited to plagiarism, self-plagiarism, collusion, cheating, contract cheating, and academic misconduct. The Student Academic Integrity Policy and Procedure defines what these terms mean and gives examples.

Why is academic integrity important?

A breach of academic integrity may result in one or more penalties, including suspension or even expulsion from the University. It can also have negative implications for student visas and future enrolment at CQUniversity or elsewhere. Students who engage in contract cheating also risk being blackmailed by contract cheating services.

Where can I get assistance?

For academic advice and guidance, the [Academic Learning Centre \(ALC\)](#) can support you in becoming confident in completing assessments with integrity and of high standard.

What can you do to act with integrity?

**Be Honest**

If your assessment task is done by someone else, it would be dishonest of you to claim it as your own

**Seek Help**

If you are not sure about how to cite or reference in essays, reports etc, then seek help from your lecturer, the library or the Academic Learning Centre (ALC)

**Produce Original Work**

Originality comes from your ability to read widely, think critically, and apply your gained knowledge to address a question or problem